



Student Satisfaction Survey (SSS) on overall institutional performance for the academic year 2016 -2017

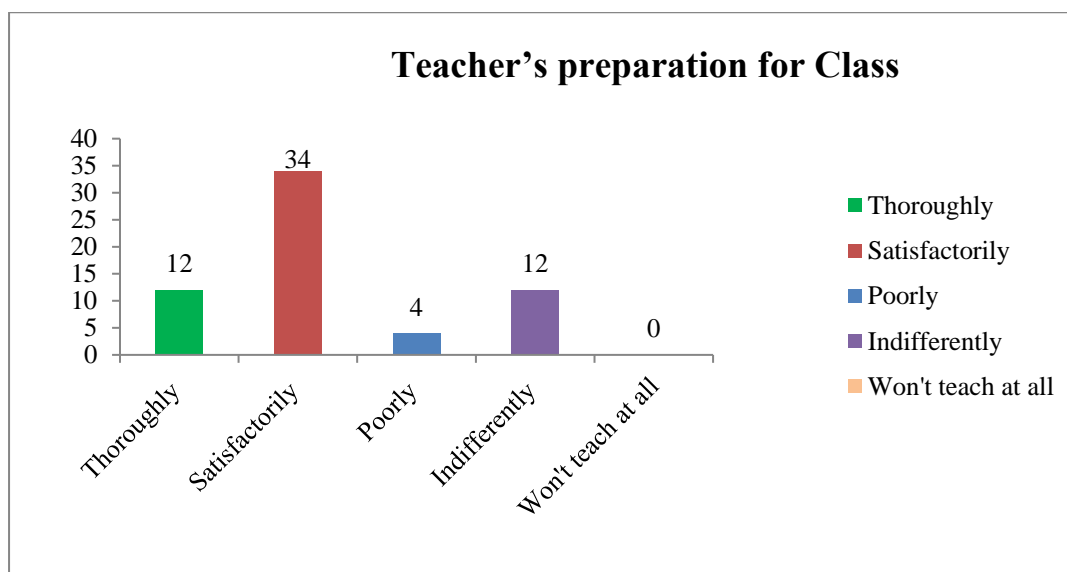
The preminent educational institution Krishnasamy College of Education for Women was established in the Academic year 2005-2006, catering to the needs of Teacher Education for Women. The College is affiliated with the University of Pondicherry, recognized by the National Council for Teacher Education and accredited with a 'B' Grade by NAAC. The College is also recognized by under UGC 2(f) status.

This College provides education, especially for socially and economically backward downtrodden women. The institution has been dedicating itself to the service of society by educating and preparing professionally qualified secondary-level teachers for the last several years. The College has a good record of excellence and reputation and has a strong commitment to addressing the needs of a dynamic and rapidly changing society. The College functions with all infrastructural facilities, state-of-art computer laboratories, a well-equipped library and other subject laboratories. The sports facilities and hostel facilities are available separately for women.

Student Satisfaction Survey (SSS) report on overall institutional performance for the year 2016-17

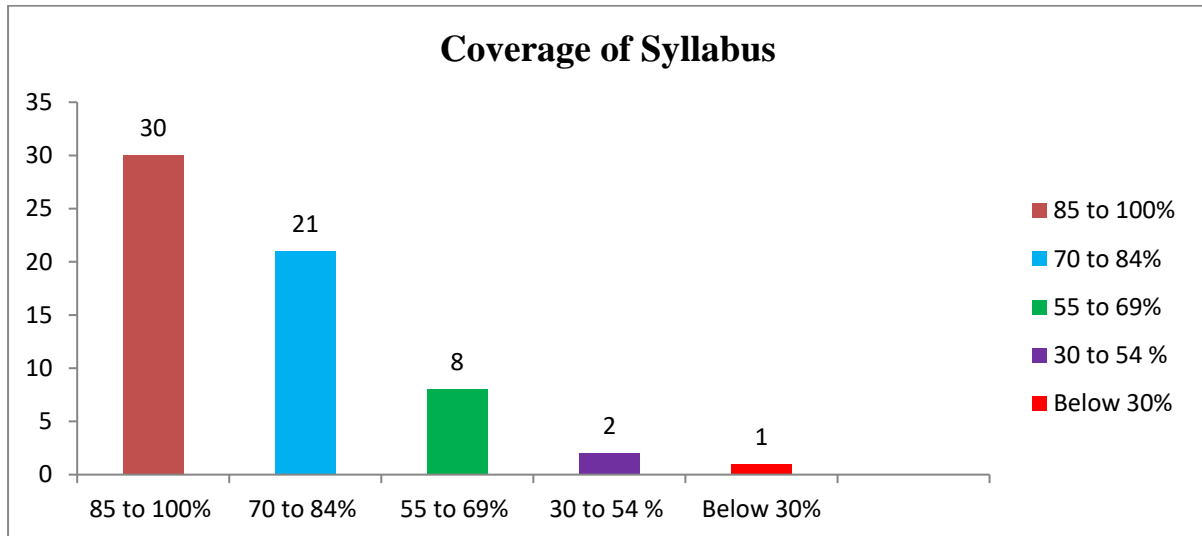
1. How well did the teachers prepare for the classes?

- 5 –Thoroughly
- 4 – Satisfactorily
- 3 – Poorly
- 2 – Indifferently
- 1 – Won't teach at all



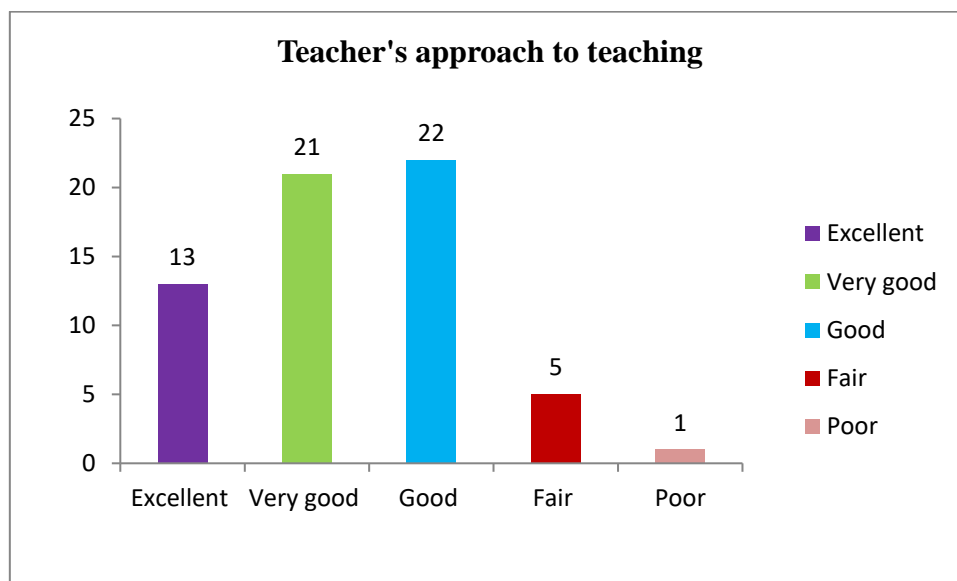
2. How much of the syllabus was covered in the class?

- 5 - 85 to 100%
- 4 - 70 to 84%
- 3 - 55 to 69%
- 2 - 30 to 54 %
- 1 - Below 30%



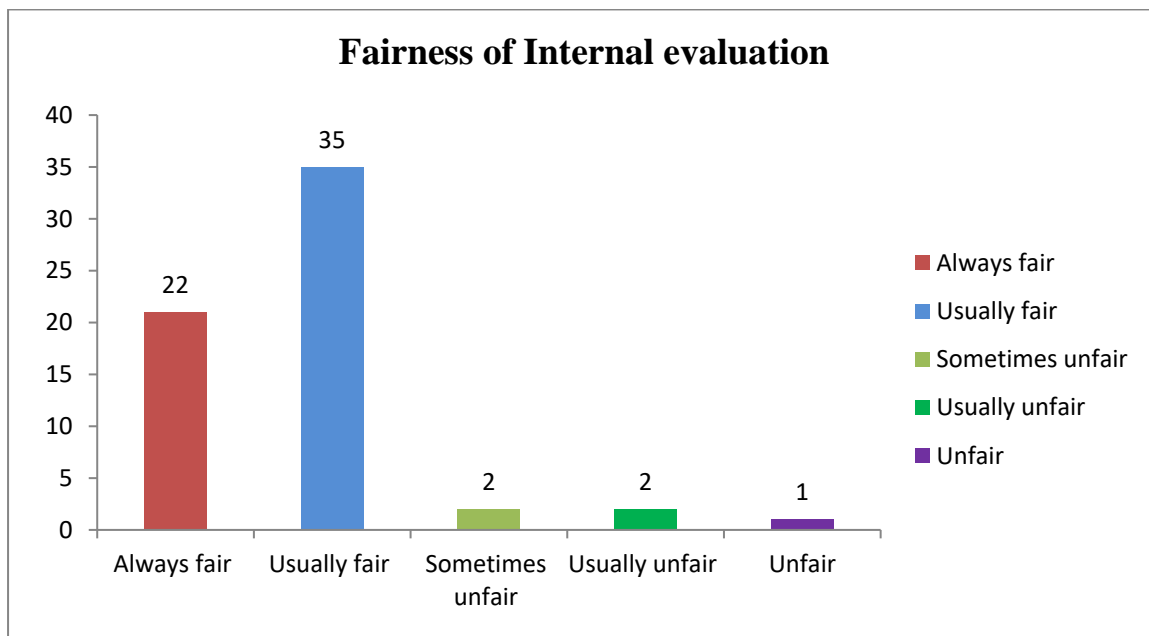
3. The teacher's approach to teaching can best be described as

- 5 – Excellent
- 4 – Very good
- 3 – Good
- 2 – Fair
- 1– Poor



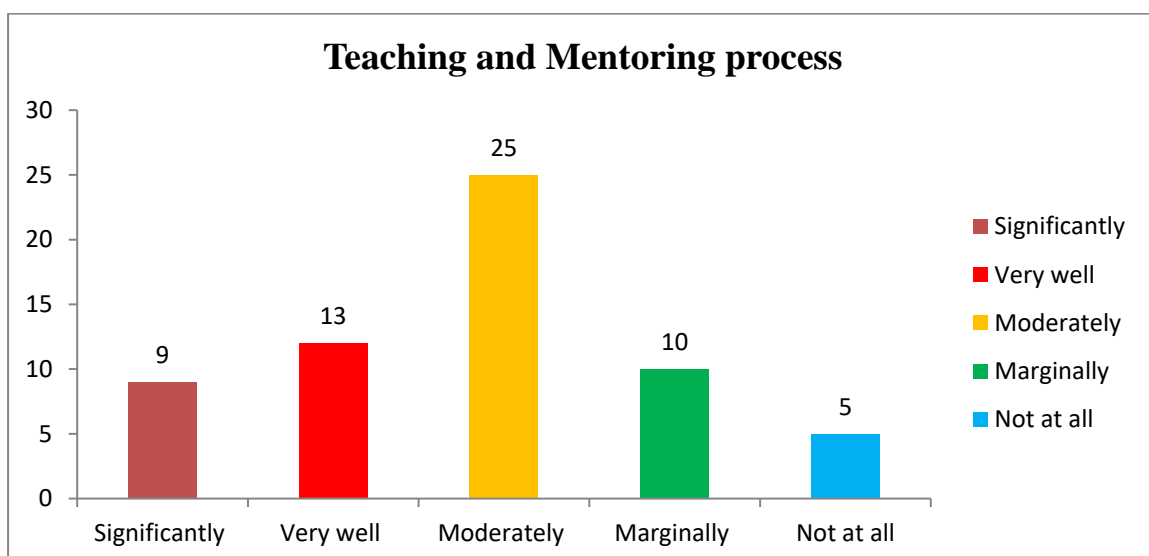
4. Fairness of the internal evaluation process by the teachers

- 5 – Always fair
- 4 – Usually fair
- 3 – Sometimes unfair
- 2 – Usually unfair
- 1 – Unfair



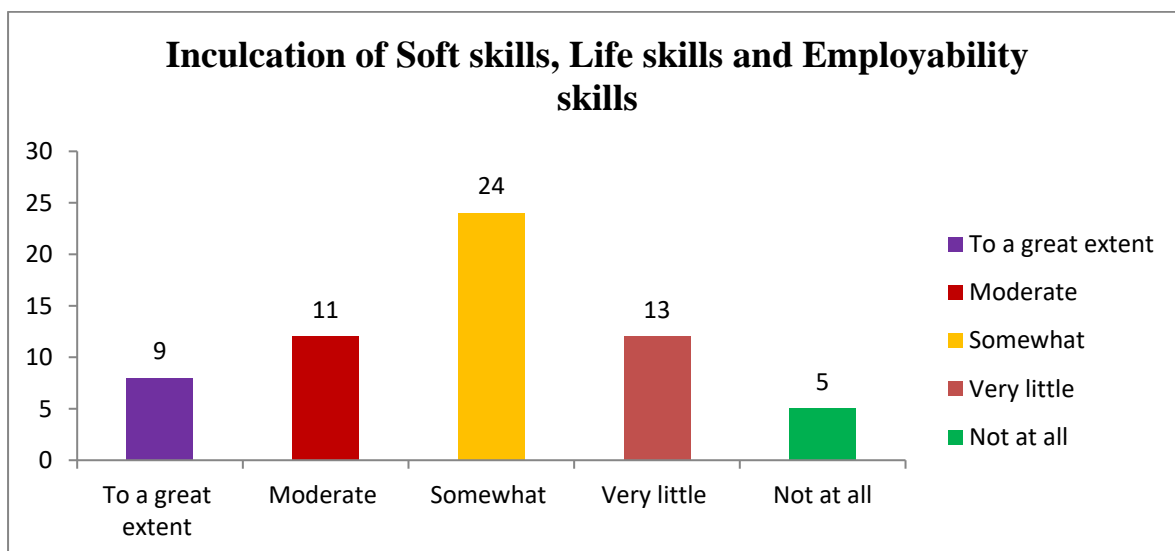
5. The teaching and mentoring process in your institution facilitates you in cognitive, social and emotional growth.

- 5 – Significantly
- 4 – Very well
- 3 – Moderately
- 2 – Marginally
- 1 – Not at all



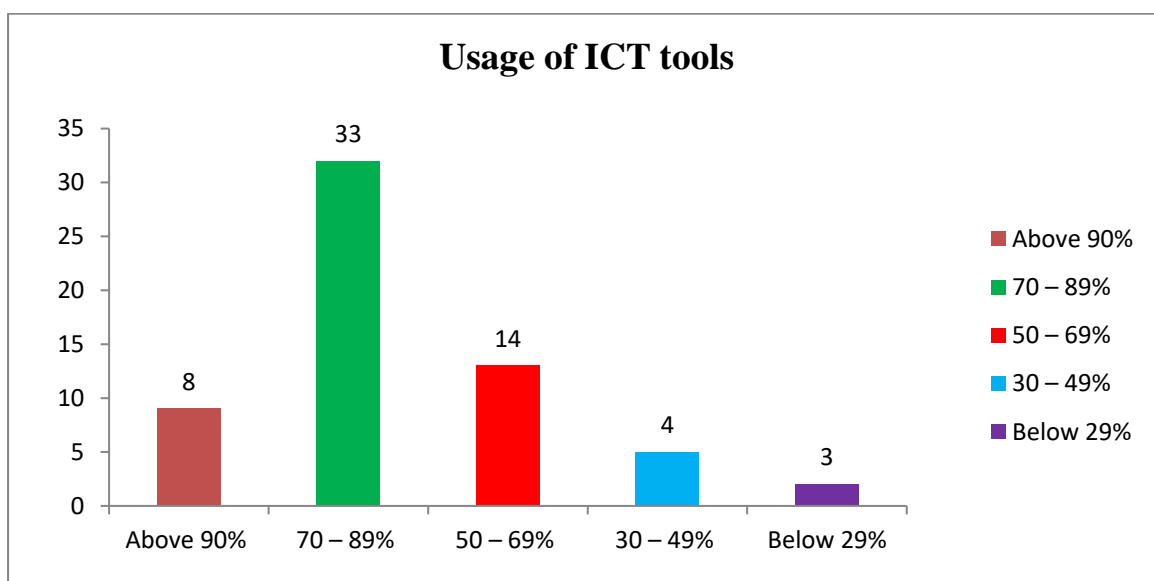
6. Efforts are made by the institute /teachers to inculcate soft skills, life skills and employability skills to make you ready for the world of work.

- 5 – To a great extent
- 4 – Moderate
- 3 – Somewhat
- 2 – Very little
- 1 – Not at all



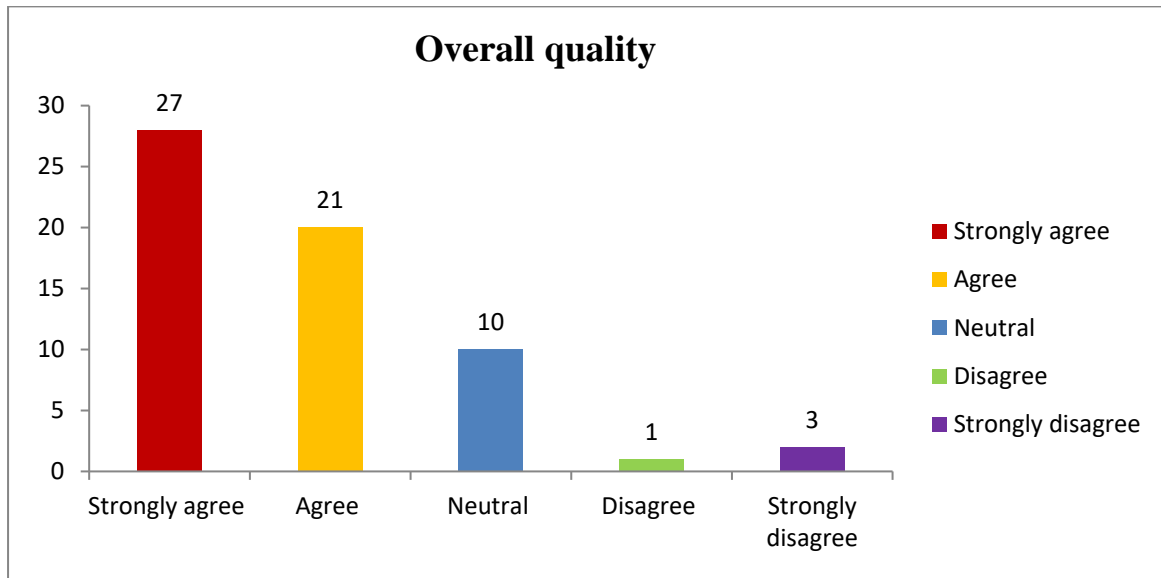
7. What percentage of teachers use ICT tools such as LCD projector, Multimedia, etc. while teaching?

- 5 – Above 90%
- 4– 70 – 89%
- 3 – 50 – 69%
- 2 – 30 – 49%
- 1 – Below 29%



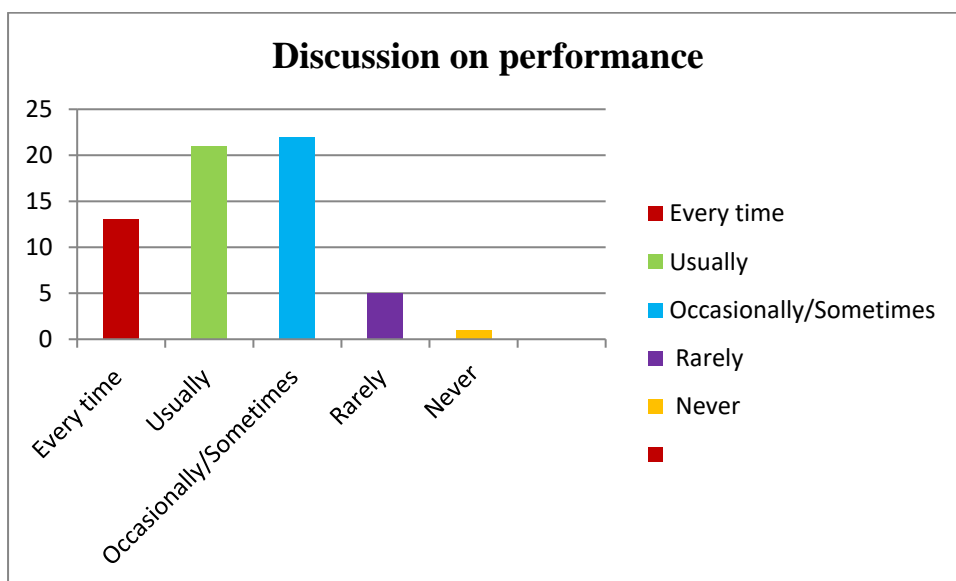
8. The overall quality of teaching-learning process in your institute is very good.

- 5 – Strongly agree
- 4 – Agree
- 3 – Neutral
- 2 – Disagree
- 1 – Strongly disagree



9. Was your performance in assignments discussed with you?

- 5 – Every time
- 4 – Usually
- 3 – Occasionally/Sometimes
- 2 – Rarely
- 1 – Never



10. How well were the teachers able to communicate?

- 5 – Always Effective
- 4 – Sometimes Effective
- 3 – Just Satisfactorily
- 2 – Generally ineffective
- 1 – Very poor Communication

